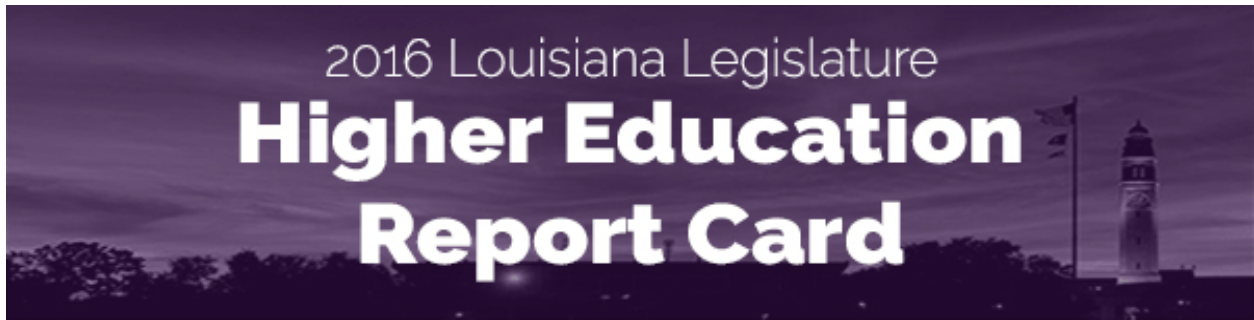


Louisiana Legislature

Higher Education Report Card

2016

Louisiana State University
Student Government

The banner features a dark purple background with a lighthouse on the right side. The text is centered and reads: "2016 Louisiana Legislature Higher Education Report Card".

2016 Louisiana Legislature Higher Education Report Card

Dear LSU Students and Friends,

Students in the state of Louisiana are more relevant than ever before. Before the release of the first Higher Education Report Card, students pursuing a degree were not valued in the state of Louisiana—proven by the 41% cut to higher education over the past 8 years. Contrary to popular belief, investment in higher education is the best societal investment that our state lawmakers can make. Because of our initial report card, leaders in the legislature are listening.

The Higher Education Report Card is a huge step forward in ensuring that students are heard in the state of Louisiana. The requests are clear. We want stability in higher education and a sincere commitment to invest in the future of our students. We extend our sincerest gratitude to the governor and lawmakers for their work during the longest legislative session in the history of the state. Unfortunately, a session ending in a fully funded higher education and a partially funded TOPS is not ideal for Louisiana's students.

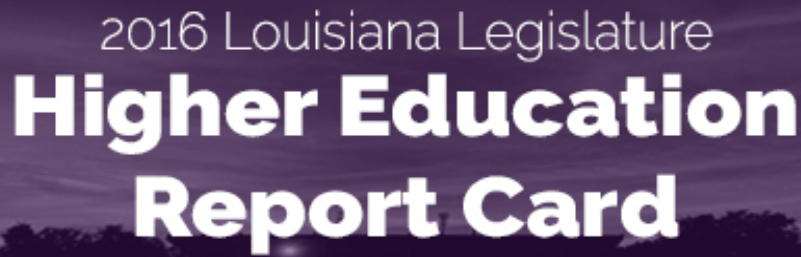
My hope is that the Higher Education Report Card can shed light onto the difficult votes that our lawmakers made during these sessions to ensure that our education would be fully funded. At the same time, I hope students will see that some of their own lawmakers are still not valuing our education as much as they can. We also hope that students will continue to be involved with the affairs of our state capitol by participating in marches and making calls to their legislators. No longer can we hold education hostage as a political pawn. It is time to rethink how we fund our state budget and how we support the students of Louisiana. We cannot accept the results of this session as a success. I challenge all of our legislators to find a better alternative way to think about state budgeting and the needs of the students in the state because it is proven that they go hand in hand.

Thank you all for the work these past months, and thank you for finding the funding for higher education. This is only the beginning to a new era of higher education prioritization in our state. The challenge is clear; we just need your help.

Forever LSU,

A handwritten signature in black ink, appearing to read "Zack Faircloth".

Zack Faircloth
LSU Student Body President

A banner with a purple background and a lighthouse on the right. The text is white and reads: "2016 Louisiana Legislature Higher Education Report Card".

2016 Louisiana Legislature Higher Education Report Card

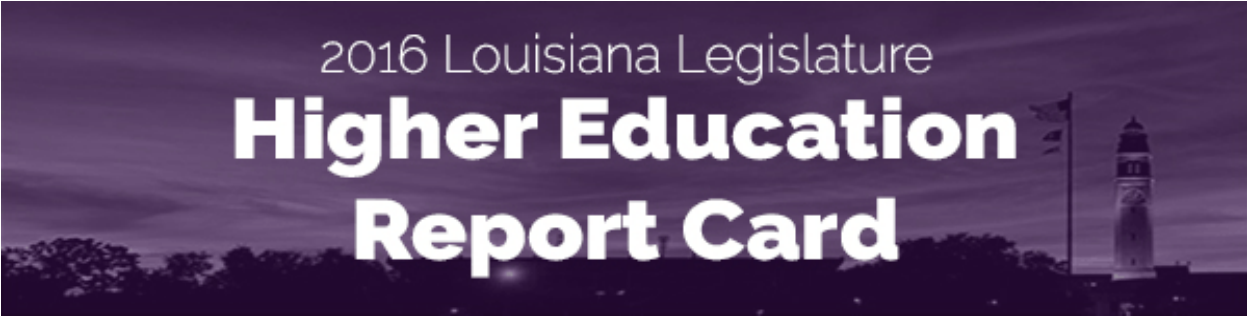
Jacques Petit, *LSU SG Director of Policy*

When I came to LSU in Fall 2013, I was extremely excited to become a Tiger and live on a campus that was once home to very notable alumni such as Russell Long, Lod Cook, and most importantly, Shaquille O'Neal. However, during the three years I have spent on campus, my fellow classmates and I have witnessed the defunding and neglect of Louisiana's flagship institution by the state legislature. As a result, LSU Student Government has created the LSU Higher Education Report Card. The report card serves to hold our elected officials accountable for their actions regarding higher education so that students and constituents alike can become aware of their legislators' support, or lack of support, for higher education. Only through awareness and education can LSU once again be restored to its status as a competitive, research-based institution of higher learning.

Caroline Bascle, *LSU SG Director of Government Relations*

An unusual 2016 legislative session featured two special sessions in addition to the regular session. Although legislators have passed one of the largest budgets in Louisiana's history, higher education still faces many challenges. LSU's funding has thankfully remained mostly unchanged- in large part thanks to our legislators who worked tirelessly on the budget as well as students who advocated on behalf of Louisiana's higher education system, yet the funding for TOPS was still reduced by about 30%. With these challenges facing the future of their education, students have become increasingly invested in the legislation seen in the Capitol these past few months.

Last year, LSU Student Government created its first Higher Education Report Card out of students' concern for the school's future. Its aim was to keep students informed on the issues facing their education and also hold legislators accountable if they were not investing in students' education. This year, LSU has continued what will hopefully become an annual tradition by releasing another report card for the 2016 legislative sessions. Hopefully, this year's report card will show the hard work our legislators put into these legislative sessions and a commitment to investing in the future of higher education, but students' contribution cannot end here. We must continue to advocate on behalf of our education and hold legislators accountable if we see that they are not prioritizing our future. If LSU is to continue to compete with other schools then we, the students, must ensure higher education does not continue to be cut year after year. Students cannot allow their education to be jeopardized because those in office do not make higher education a priority. To the legislators and students who fought for LSU and Louisiana higher education, thank you. We hope to continue working with one another to guarantee a bright future for Louisiana.



The Syllabus

Total Possible Points:

The LSU Student Government evaluated every piece of legislation that is relevant to LSU students. Each one of those pieces of legislation were assigned a point value (1-5) based on its value to LSU

Adding the total points a legislator received based on his or her voting record and dividing by the total points possible determined his or her final score. That resulted in their percentage performance, which was then transferred to a standard grading scale. Fortunately for this year's legislature, we did not implement a plus/minus system

Floor Votes:

Floor votes make up the majority of the point opportunities. Each floor vote contributed to the final grade

Committee Votes:

Committee votes were not taken into consideration for the 2016 HERC

Absences:

Absences are unexcused. An absence from voting on a bill resulted in zero points for that bill

Bonus:

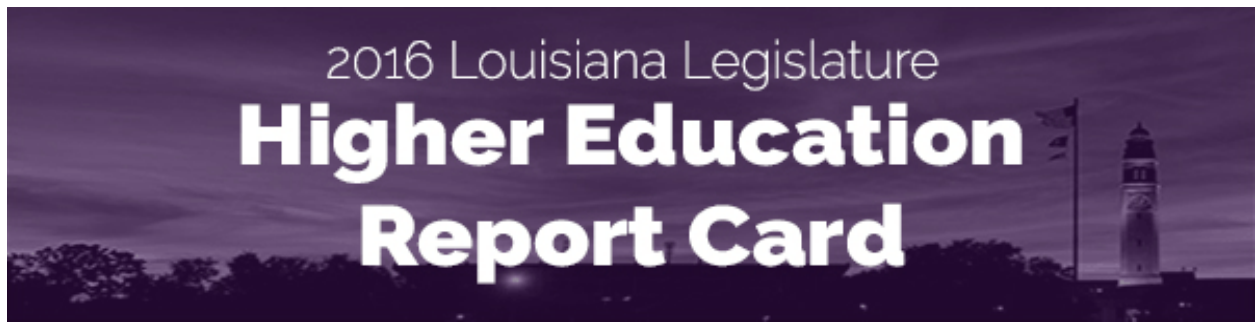
Legislators who authored a bill for higher education were eligible for bonus. They received double the point value of that bill

Votes in Favor of Higher Education:

- A vote in favor of higher education resulted in a **full point value** of that bill

Votes Against Higher Education:

- A vote against higher education resulted in **zero** points



Legislation that Mattered:

Revenue Legislation			
<i>Bill</i>	<i>Author</i>	<i>Description</i>	<i>Value</i>
HB 62	Rep. Katrina Jackson	Impose a one cent sales and use tax	5
HB 33	Rep. Walt Leger	Reduces the amount of the individual income tax deduction for excess federal itemized personal deductions	5
HB 61	Rep. Jay Morris	To provide with respect to the applicability of certain exclusions and exemptions from state sales and use taxes	5
HB 38	Rep. Malinda White	Reduces the amount of the individual income tax deduction for excess federal itemized personal deductions	5
HB 14	Rep. Walt Leger	Levies an additional tax on cigarettes	4
HB 19	Rep. Ted James	Provides relative to the entities to which corporate franchise tax applies	4
HB 25	Rep. Rodney Lyons	Reduces the amount of the income tax credit for the Louisiana Citizens Property Insurance Corporation Assessment and makes the reduction permanent	4
HB 35	Rep. Andy Anders	Establishes the annual tax on health maintenance organizations	4
HB 18	Rep. Jack Montoucet	Reduces the amount of the discount for accurately reporting and remitting excise taxes on certain tobacco products and the amount of the discount for stamping cigarettes	3
HB 27	Rep. Kenny Cox	Increases the excise tax levied on certain alcoholic beverages	3
HB 39	Rep. Julie Stokes	Levies an automobile rental tax	3
HB 43	Rep. Malinda White	Provides for the amount of vendors compensation authorized as compensation for the collection and remittance of state sales and use taxes	3
HB 72	Rep. Rob Shadoin	Increases the state sales tax on telecommunication services	3

2016 Louisiana Legislature
**Higher Education
 Report Card**

HB 23	Rep. Katrina Jackson	Repeals three-year sunset of certain reductions to corporate income tax deductions, exemptions, and exclusions	3
HB 22	Rep. Katrina Jackson	Repeals the three-year sunset of certain reductions to tax rebates	3
HB 55	Rep. Walt Leger	Requires that certain deductible items be added-back on certain corporate income tax returns	3
HB 5	Rep. Walt Leger	Provides with respect to the applicability and effectiveness of Act Nos. 30 and 31 of the 2016 First Extraordinary Session of the Legislature which eliminated the deductibility of federal income taxes paid for purposes of computing corporate income taxes	3
HB 29	Rep. Ed Price	Provides relative to the calculation of interest on certain overpayments	3
HB 50	Rep. Jack Montoucet	Reduces the individual income tax deduction for net capital gains	3
HB 20	Rep. Gene Reynolds	Provides relative to the apportionment ratio for purposes of computing corporate income tax and provides for the sourcing of sales	3
HB 27	Rep. Chris Broadwater	Provides for the non-taxability of sales or use of raw materials purchased for further processing	3
SB 2	Sen. J.P. Morrell	Provides for interest paid on refunds of tax overpayments.	3

Tuition and Fee Autonomy Legislation			
<i>Bill</i>	<i>Author</i>	<i>Description</i>	<i>Value</i>
HB 989	Rep. Robert Shadoin	Constitutional tuition and fee control for the management boards.	4
SB 80	Sen. Blade Morrish	Constitutional amendment to authorize the postsecondary education management boards to establish tuition and fee amounts charged by institutions under their supervision and management.	4
SB 174	Sen. Jack Donahue	Provides relative to the minimum ACT score for TOPS eligibility and TOPS award amounts.	3

2016 Louisiana Legislature
**Higher Education
 Report Card**

Other Legislation			
<i>Bill</i>	<i>Author</i>	<i>Description</i>	<i>Value</i>
SB 470	Sen. Blade Morrish	Provides relative to reduction of TOPS award amounts or the number of TOPS recipients in the event of insufficient funding.	3
HB 572	Rep. Patricia Smith	Provides relative to the special college and university license plates.	3
HB 940	Rep. Randall Gaines	Requires that student identification cards issued by public postsecondary education institutions meet certain requirements.	5

2016 Louisiana Legislature **Higher Education Report Card**

The Honor Roll – Senators

LSU SG would like to extend a sincere thank you to the following senators who scored a 90% or higher on the 2016 LSU Higher Education Report Card. Thank you for your commitment to higher education and investing in the students of Louisiana.



Senator John Alario



Senator Bret Allain



Senator Regina Barrow



Senator Gerald Boudreaux



Senator Troy Brown



Senator Norby Chabert



Senator Yvonne Colomb



Senator Ronnie Johns

2016 Louisiana Legislature
**Higher Education
Report Card**

The Honor Roll – Senators (cont.)



Senator Jay Luneau



Senator Danny Martiny



Senator Fred Mills



Senator J.P. Morrell



Senator Blade Morrish



Senator Gary Smith



Senator Francis Thompson



Senator Rick Ward

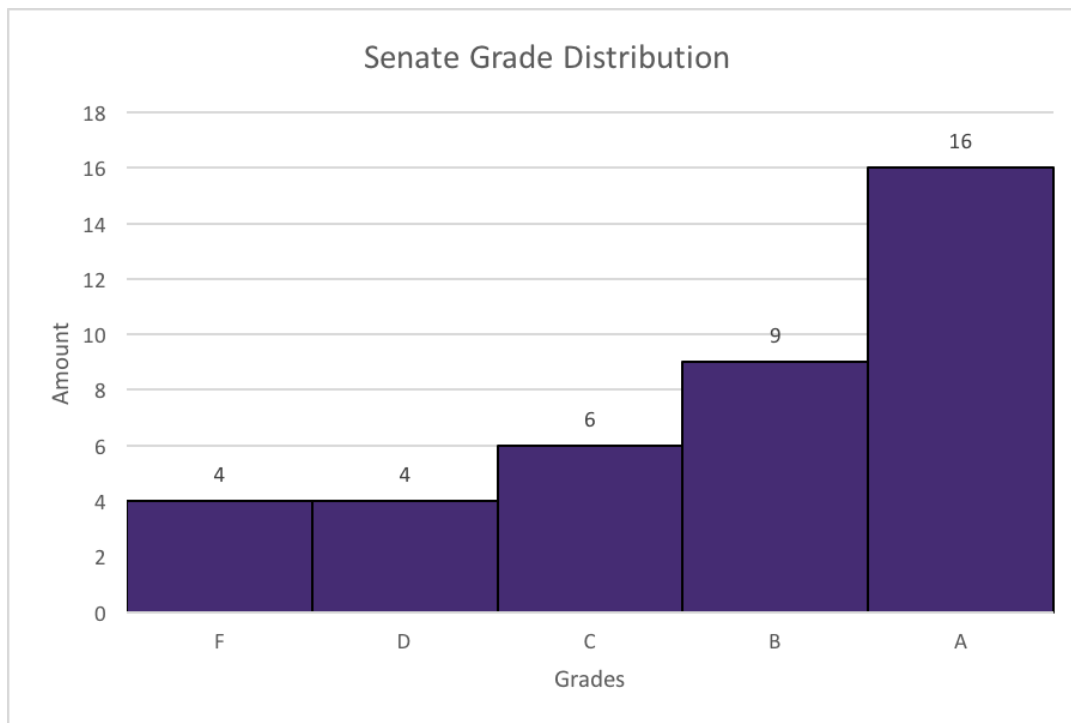
2016 Louisiana Legislature
**Higher Education
 Report Card**

Legislative Report Card – Senate

Name	District	Party	Total	Grade
Sen. Blade Morrish	SS 25	R	103.40%	A
Sen. Troy Brown	SS 02	D	100.00%	A
Sen. Jay Luneau	SS 29	D	100.00%	A
Sen. John Alario	SS 08	R	100.00%	A
Sen. Ronnie Johns	SS 27	R	100.00%	A
Sen. J.P. Morrell	SS 03	D	97.80%	A
Sen. Regina Barrow	SS 15	D	96.60%	A
Sen. Gerald Boudreaux	SS 24	D	96.60%	A
Sen. Francis Thompson	SS 34	D	96.60%	A
Sen. Yvonne Colomb	SS 14	D	95.50%	A
Sen. Daniel Martiny	SS 10	R	95.50%	A
Sen. Rick Ward	SS 17	R	94.40%	A
Sen. Bret Allain	SS 21	R	93.30%	A
Sen. Gary Smith	SS 19	D	92.10%	A
Sen. Norby Chabert	SS 20	R	92.10%	A
Sen. Fred Mills	SS 22	R	92.10%	A
Sen. Dale Erdey	SS 13	R	89.90%	B
Sen. Ryan Gatti	SS 36	R	89.90%	B
Sen. Karen Peterson	SS 05	D	88.80%	B
Sen. Page Cortez	SS 23	R	88.80%	B
Sen. Jim Fannin	SS 35	R	87.60%	B
Sen. Troy Carter	SS 07	D	86.50%	B
Sen. Barrow Peacock	SS 37	R	85.40%	B
Sen. Gerald Long	SS 31	R	84.30%	B
Sen. Wesley Bishop	SS 04	D	83.10%	B
Sen. John Smith	SS 30	R	79.80%	C

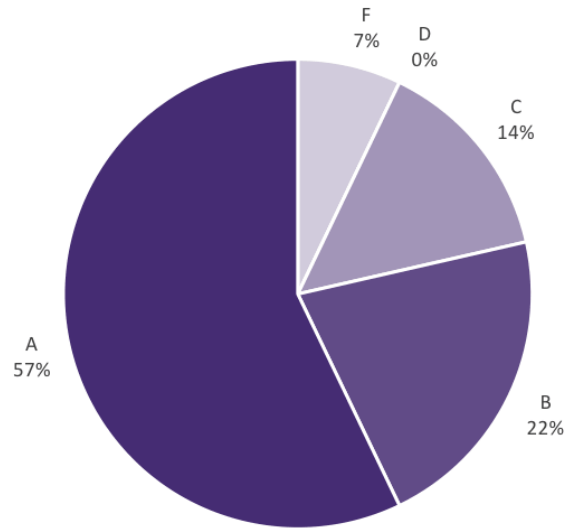
2016 Louisiana Legislature Higher Education Report Card

Sen. John Milkovich	SS 38	D	77.50%	C
Sen. Sharon Hewitt	SS 01	R	76.40%	C
Sen. Bodi White	SS 06	R	76.40%	C
Sen. Gregory Tarver	SS 39	D	75.30%	C
Sen. Dan Claitor	SS 16	R	71.90%	C
Sen. Mike Walsworth	SS 33	R	68.50%	D
Sen. J.P. Perry	SS 26	R	66.30%	D
Sen. Conrad Appel	SS 09	R	64.00%	D
Sen. Eddie Lambert	SS 18	R	62.90%	D
Sen. Eric LaFleur	SS 28	D	59.60%	F
Sen. Jack Donahue	SS 11	R	58.40%	F
Sen. Beth Mizell	SS 12	R	51.70%	F
Sen. Neil Riser	SS 32	R	51.70%	F

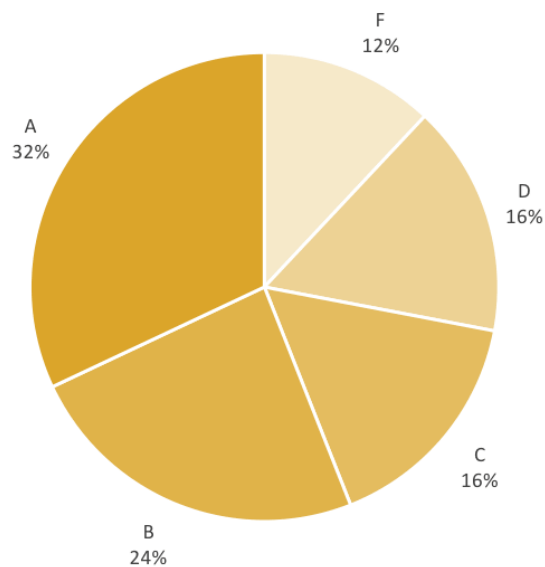


2016 Louisiana Legislature Higher Education Report Card

Senate Democrats Distribution



Senate Republicans Distribution



2016 Louisiana Legislature Higher Education Report Card

Honor Roll – Representatives

LSU SG would like to extend a sincere thank you to the following representatives who scored a 90% or higher on the 2016 LSU Higher Education Report Card. Thank you for your commitment to higher education and investing in the students of Louisiana.




Rep. Mark Abraham



Rep. Bryan Adams



Rep. Andy Anders



Rep. John Bagneris



Rep. Robert Billiot



Rep. Joseph Bouie



Rep. Bubba Chaney



Rep. Kenny Cox



Rep. Mike Danahay



Rep. Randal Gaines



Rep. Truck Gisclair



Rep. Cedric Glover

2016 Louisiana Legislature
**Higher Education
Report Card**

Honor Roll – Representatives (cont.)



Rep. Jeff Gall



Rep. Dorothy Hill



**Rep. Katrina
Jackson**



Rep. Ted James



**Rep. Patrick
Jefferson**



Rep. Sam Jenkins



**Rep. Robert
Johnson**



Rep. Terry Landry



Rep. Walt Leger



**Rep. Denise
Marcelle**



Rep. Dustin Miller



Rep. Helena Moreno

2016 Louisiana Legislature
**Higher Education
Report Card**

Honor Roll – Representatives (cont.)



Rep. Vince Pierre



Rep. Ed Prince



Rep. Gene Reynolds



Rep. Rodney Lyons



Rep. Rob Shadoin



Rep. Patricia Smith



Rep. Major Thibaut



Rep. Malinda White

2016 Louisiana Legislature
**Higher Education
 Report Card**

Legislative Report Card
House of Representatives

Name	District	Party	Total	Grade
Rep. Katrina Jackson	SH 016	D	108.10%	A
Rep. Walt Leger	SH 091	D	107.10%	A
Rep. Andy Anders	SH 021	D	104.00%	A
Rep. Kenny Cox	SH 023	D	103.00%	A
Rep. Ed Price	SH 058	D	103.00%	A
Rep. Patricia Smith	SH 067	D	103.00%	A
Rep. Randal Gaines	SH 057	D	101.00%	A
Rep. Ted James	SH 101	D	101.00%	A
Rep. Rob Shadoin	SH 012	R	101.00%	A
Rep. Sam Jenkins	SH 002	D	100.00%	A
Rep. Helena Moreno	SH 093	D	100.00%	A
Rep. Malinda White	SH 075	D	99.00%	A
Rep. Gene Reynolds	SH 010	D	98.10%	A
Rep. Truck Gisclair	SH 054	D	97.00%	A
Rep. Jeff Hall	SH 026	D	97.00%	A
Rep. Patrick Jefferson	SH 011	D	97.00%	A
Rep. Terry Landry	SH 096	D	97.00%	A
Rep. Vince Pierre	SH 044	D	97.00%	A
Rep. Bryan Adams	SH 085	R	97.00%	A
Rep. Rodney Lyons	SH 087	D	96.00%	A
Rep. Mark Abraham	SH 036	R	94.90%	A
Rep. Bubba Chaney	SH 019	R	94.90%	A
Rep. John Bagneris	SH 100	D	93.90%	A
Rep. Robert Billiot	SH 083	D	93.90%	A
Rep. Cedric Glover	SH 004	D	93.90%	A
Rep. Joseph Bouie	SH 097	D	92.90%	A
Rep. Robert Johnson	SH 028	D	92.90%	A
Rep. Denise Marcelle	SH 061	D	92.90%	A

2016 Louisiana Legislature Higher Education Report Card

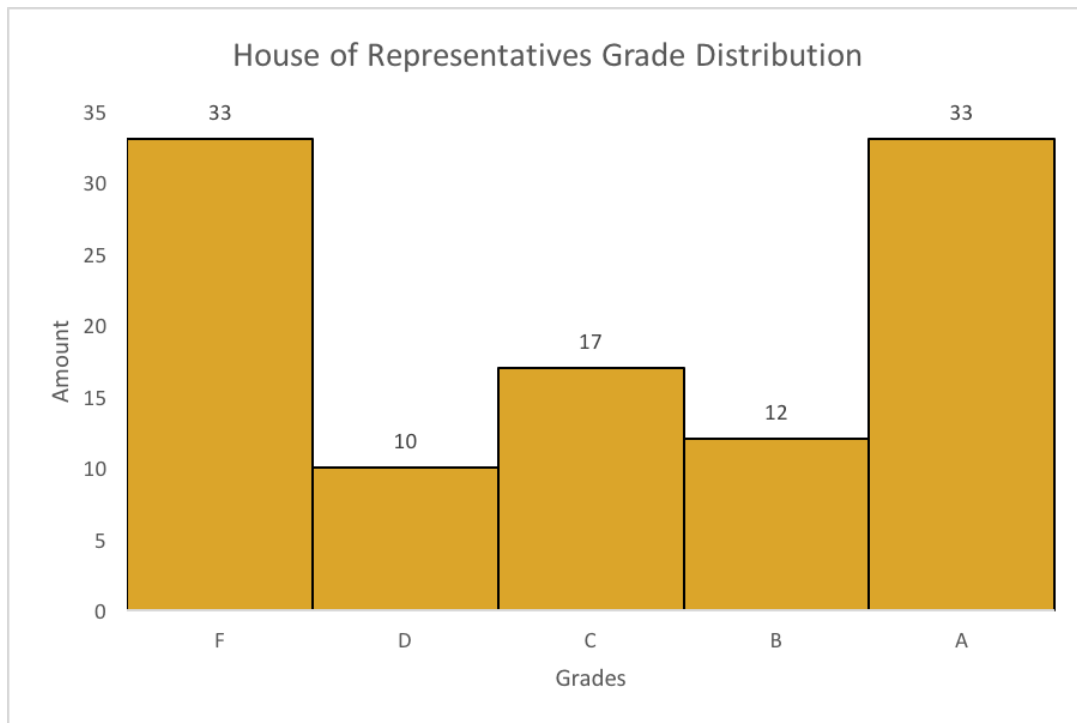
Rep. Mike Danahay	SH 033	D	91.90%	A
Rep. Major Thibaut	SH 018	D	91.90%	A
Rep. Dorothy Hill	SH 032	D	90.90%	A
Rep. Dustin Miller	SH 040	D	90.90%	A
Rep. Barbara Norton	SH 003	D	90.90%	A
Rep. Chad Brown	SH 060	D	89.90%	B
Rep. Barbara Carpenter	SH 063	D	88.90%	B
Rep. Jim Armes	SH 030	D	86.90%	B
Rep. A.B. Franklin	SH 034	D	86.90%	B
Rep. Frank Hoffmann	SH 015	R	86.90%	B
Rep. Jack Montoucet	SH 042	D	85.90%	B
Rep. Stephen Dwight	SH 035	R	85.90%	B
Rep. Jimmy Harris	SH 099	D	84.80%	B
Rep. Edmond Jordan	SH 029	D	84.80%	B
Rep. Harvey LeBas	SH 038	D	84.80%	B
Rep. Chris Broadwater	SH 086	R	84.80%	B
Rep. Sam Jones	SH 050	D	82.80%	B
Rep. Marcus Hunter	SH 017	D	79.80%	C
Rep. Jerome Zeringue	SH 052	R	79.80%	C
Rep. Taylor Barras	SH 048	R	78.80%	C
Rep. Paula Davis	SH 069	R	78.80%	C
Rep. Greg Miller	SH 056	R	78.80%	C
Rep. Tanner Magee	SH 053	R	76.80%	C
Rep. Jack McFarland	SH 013	R	76.80%	C
Rep. Robby Carter	SH 072	D	75.80%	C
Rep. Terry Brown	SH 022	I	74.70%	C
Rep. J. Rogers Pope	SH 071	R	74.70%	C
Rep. Thomas Carmody	SH 006	R	72.70%	C
Rep. Lance Harris	SH 025	R	72.70%	C
Rep. Neil Abramson	SH 098	D	71.70%	C
Rep. Larry Bagley	SH 007	R	70.70%	C
Rep. Steve Carter	SH 068	R	70.70%	C
Rep. Stephanie Hilferty	SH 094	R	70.70%	C

2016 Louisiana Legislature Higher Education Report Card

Rep. Julie Stokes	SH 079	R	70.70%	C
Rep. Tony Bacala	SH 059	R	69.70%	D
Rep. Gary Carter	SH 102	D	68.70%	D
Rep. Franklin Foil	SH 070	R	67.70%	D
Rep. Jim Morris	SH 001	R	67.70%	D
Rep. Reid Falconer	SH 089	R	66.70%	D
Rep. Kenny Havard	SH 062	R	65.70%	D
Rep. Chris Hazel	SH 027	R	64.60%	D
Rep. Steve Pylant	SH 020	R	63.60%	D
Rep. Chris Leopold	SH 105	R	62.60%	D
Rep. Phillip DeVillier	SH 041	R	60.60%	D
Rep. Pete Huval	SH 046	R	59.60%	F
Rep. Johnny Berthelot	SH 088	R	57.60%	F
Rep. Paul Hollis	SH 104	R	57.60%	F
Rep. Jay Morris	SH 014	R	55.60%	F
Rep. Kevin Pearson	SH 076	R	55.60%	F
Rep. Stuart Bishop	SH 043	R	54.50%	F
Rep. Patrick Connick	SH 084	R	54.50%	F
Rep. Jean-Paul Coussan	SH 045	R	54.50%	F
Rep. Steve Pugh	SH 073	R	53.50%	F
Rep. Greg Cromer	SH 090	R	51.50%	F
Rep. Johnny Guinn	SH 037	R	50.50%	F
Rep. Joe Lopinto	SH 080	R	47.50%	F
Rep. Tom Willmott	SH 092	R	47.50%	F
Rep. Frank Howard	SH 024	R	46.50%	F
Rep. Beryl Amedée	SH 051	R	44.40%	F
Rep. John Schroder	SH 077	R	42.40%	F
Rep. Dodie Horton	SH 009	R	41.40%	F
Rep. Clay Schexnayder	SH 081	R	41.40%	F
Rep. Ray Garofalo	SH 103	R	40.40%	F
Rep. Cameron Henry	SH 082	R	40.40%	F
Rep. Blake Miguez	SH 049	R	40.40%	F
Rep. Julie Emerson	SH 039	R	38.40%	F

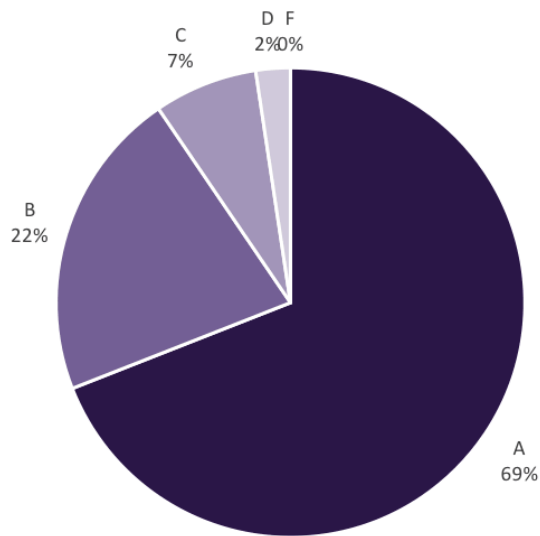
2016 Louisiana Legislature Higher Education Report Card

Rep. Kirk Talbot	SH 078	R	36.40%	F
Rep. Rick Edmonds	SH 066	R	34.30%	F
Rep. Sherman Mack	SH 095	R	34.30%	F
Rep. Barry Ivey	SH 065	R	33.30%	F
Rep. Nancy Landry	SH 031	R	33.30%	F
Rep. Bob Hensgens	SH 047	R	31.30%	F
Rep. Dee Richard	SH 055	I	29.30%	F
Rep. Mike Johnson	SH 008	R	25.30%	F
Rep. Alan Seabaugh	SH 005	R	23.20%	F
Rep. Scott Simon	SH 074	R	21.20%	F
Rep. Valarie Hodges	SH 064	R	20.20%	F



2016 Louisiana Legislature Higher Education Report Card

House Democrats Distribution



House Republicans Grade Distribution

